

Technical data sheet

Ethernet · unmanaged switch 8 ports, 10/100 MBit/s

QoS - Quality of Service, PROFINET Conformance Class A
8 Fast Ethernet ports RJ-45, usable in the LCOS system
AC/DC 24 V, compact design, extended temperature range



Identification

Type LCOS-SW-8P
Part No. [779200.0801](#)

Product version

Datasheet version 03

Communication

Standard IEEE 802.3, 802.3u, 802.3x
LAN 10 / 100 Base-TX
Cable length (segment) Max. 100 m
Transfer rate max. 100 Mbit/s
Connection technology (data) 8 × RJ45
Status display communication Link activity

Safety

Reverse voltage protection Yes
Isolating voltage Ethernet/supply/FE 1000 V

General

Rated voltage U_N AC/DC 24 V (SELV, PELV)
Rated frequency f_N 50/60 Hz with AC supply
External protection 3 A
Operation voltage range AC 19.2–28.8 V / DC 18–31.2 V
Connection technology (supply) 3-pin terminal clamp, push-in, RM 5.08 or via LCOS-FT Powerbus

United Kingdom: LÜTZE Ltd.

Unit 3, Sandy Hill Park
Sandy Way, Amington • GB-Tamworth, Staffs B77 4DU
Tel. +44 (0)1827 31333-0 • Fax +44 (0)1827 31333-2
www.lutze.com • sales.gb@lutze.co.uk

Germany: Friedrich Lütze GmbH

Postfach 12 24 (PLZ 71366) • Bruckwiesenstraße 17-19 • D-71384 Weinstadt
Tel. +49 (0)7151 6053-0 • Fax +49 (0)7151 6053-277(-288)
www.luetze.de • info@luetze.de

Technical data sheet

Ethernet · unmanaged switch 8 ports, 10/100 MBit/s

Power consumption	1,6 W
Degree of protection	IP20 (EN 60529)
Max. altitude operation	2000 m
Relative humidity (operation)	5 % – 95 % (non-condensing)
Relative humidity (storage)	0 % – 95 % (non-condensing)
Housing material	PA 6.6 (UL 94 V-0, NFF I2, F2)
Mounting	can be connected to LCOS function carrier 35 mm (accessories), hat rail mounting EN 60715
Installation position	Vertical
MTBF	>3000000 h: EN/IEC 61709 (SN 29500) @ 45 °C / 8760 h per year
Dimensions (w × h × d)	35.0 mm × 110.0 mm × 102.0 mm
Weight/unit	0.17 kg
PU (units)	1

General ambient conditions

Operation temperature range	-25 °C ... +70 °C
Storage temperature range	-40 °C ... +85 °C
Over voltage category	II
Degree of pollution	2
Relative air humidity	10 % – 95 %, without condensation
Vibration resistance	4 g acc. to EN 60068-2-6
Shock resistance	5 g acc. EN 60068-2-27

Certifications/Standards

Conformity	CE UKCA
Certifications	cULus (E170585)
Standards	EN 61131-2 EN 61000-6-2 EN 61000-6-4 UL 61010-1 UL 61010-2-201

Equipment/Spare parts

Accessories	Function carrier 35 mm, cannot be expanded with modules: Part.-No. 780201.350.1 LCOS-FT-PE-350-00-00-1 PU: 1 unit Function carrier 35 mm, can be expanded with modules: Part.-No. 780402.350.1 LCOS-FT-PE-350-0P-02-1 PU: 1 unit Side cover plate for function carrier: Part.-No. 780600.000.4 LCOS-ZB-AD-00-1 PU: 100 units Power bridge 1-pin insulated: Part.-No. 780961.001.2 LCOS-ZB-PB-01-00 PU: 10 units
--------------------	--

Notes and Comments

Included in the delivery	Plug-in terminal block, RM 5.08, 3-pin, 2.5 mm ²
Not included in the delivery	other accessories, see „accessories“

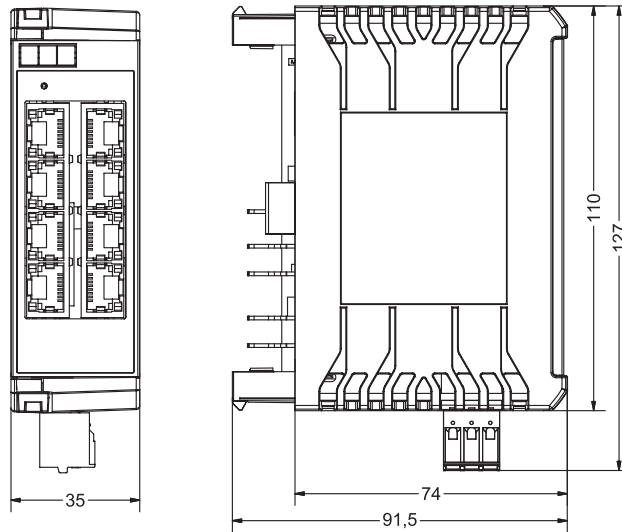
Technical data sheet

Ethernet · unmanaged switch 8 ports, 10/100 MBit/s

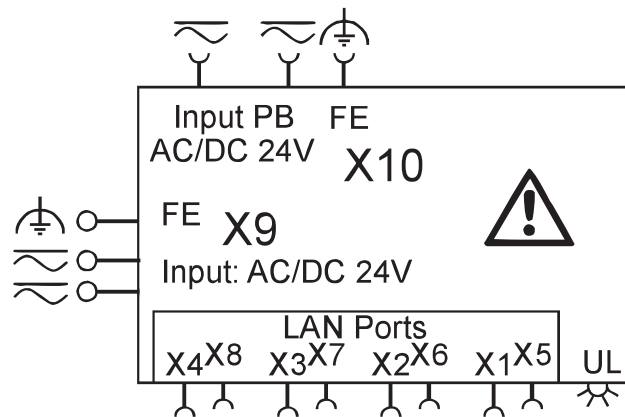
Note

For AC supply, there must be external over-voltage protection that limits the voltage between the supply and the FE to below 1000 V.

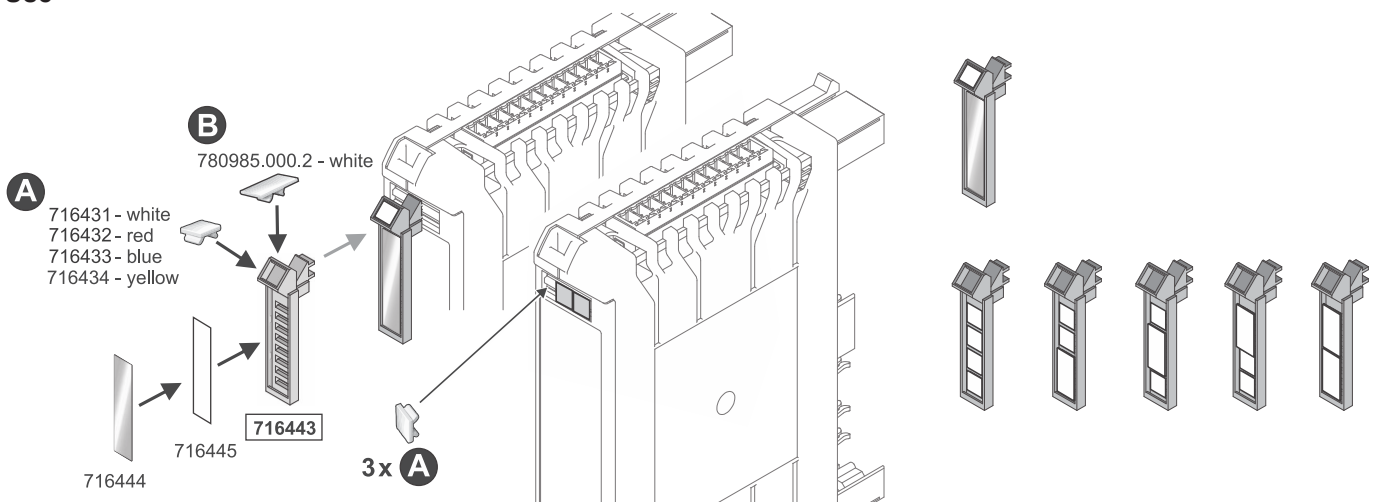
Dimensions



PIN assignment



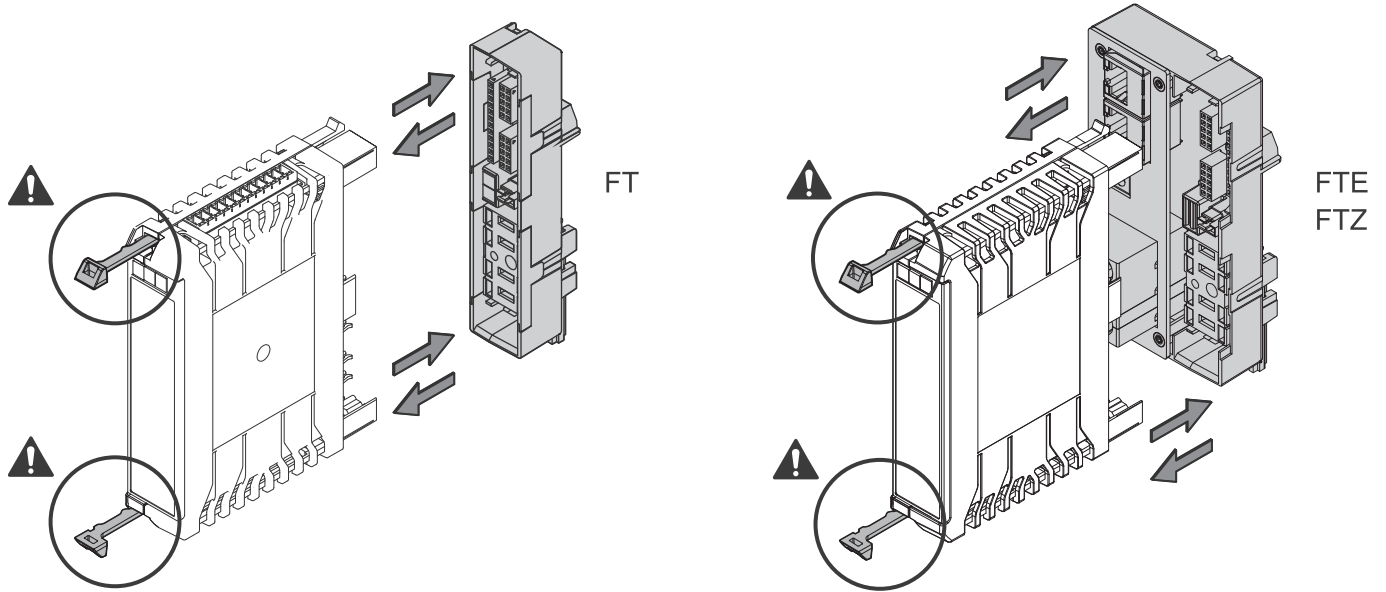
Use



Technical data sheet

Ethernet · unmanaged switch 8 ports, 10/100 MBit/s

Use



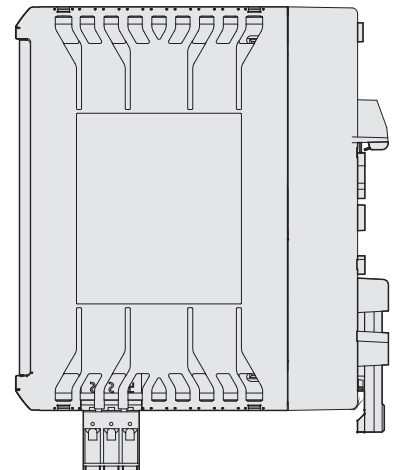
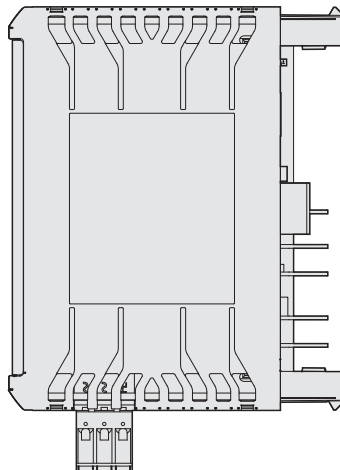
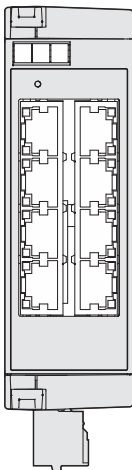
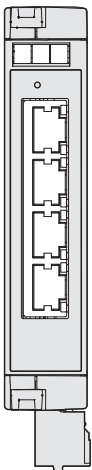
Use

LCOS-SW-4P

LCOS-SW-8P

779200.0401
779200.0801

779201.0401
779201.0801



Technical data sheet

Ethernet · unmanaged switch 8 ports, 10/100 MBit/s

Use

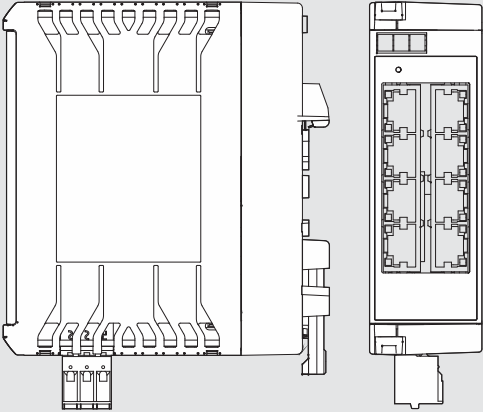
DE **Standalone** Beispiel

EN **Standalone** Example

FR **Autonome** Exemple

779201.0401 (LCOS-SW-4P, Standalone)
779201.0801 (LCOS-SW-8P, Standalone)

LCOS-SW-8P
8-port



DE **System mit Powerbus** Beispiel

EN **System with Powerbus** Example

FR **Système avec Powerbus** Exemple

LCOS-SW-4P
4-port

779200.0401 (LCOS-SW-4P, LCOS system)
779200.0801 (LCOS-SW-8P, LCOS system)

