

## Technical data sheet

Power supply · Compact Ultra, 240 W

---

Primary switchmode power supply, PFC, Single-phase

Input: AC 90–264 V, DC 110–345 V

Output: DC 48 V, 5 A



---

### Identification

Type CPS2B1-240-48  
Part No. [723621](#)

---

### Product version

Datasheet version 01

---

### Use/Application/Properties

Properties

- High efficiency and extremely compact dimensions
- Only 40 mm wide aluminium housing
- Active PFC (Power factor correction)
- Overload 150 %
- Constant current or hiccup mode, user definable
- Wide output voltage range
- Easy to connect in parallel to increase performance
- Up to 70 °C operating temperature without derating

---

### Input

Number of phases 1  
Rated voltage  $U_N$  AC 120/240 V (UL certified)  
Operation voltage range AC 90–264 V / DC 110–345 V  
Frequency range 47 Hz – 63 Hz  
Rated current  $I_N$  2.4 A @ AC 120 V / 1.2 A @ AC 240 V  
Inrush peak current  $\leq 34$  A / 0.66 A<sup>2</sup>s  
Touch current (leakage current)  $\leq 0.6$  mA  
Internal fuse T6, 3 A (non-replaceable)  
External protection 10AT or MCB 10A C-curve

---

#### United Kingdom: LÜTZE Ltd.

Unit 3, Sandy Hill Park  
Sandy Way, Amington • GB-Tamworth, Staffs B77 4DU  
Tel. +44 (0)1827 31333-0 • Fax +44 (0)1827 31333-2  
www.lutze.com • sales.gb@lutze.co.uk

#### Germany: Friedrich Lütze GmbH

Postfach 12 24 (PLZ 71366) • Bruckwiesenstraße 17-19 • D-71384 Weinstadt  
Tel. +49 (0)7151 6053-0 • Fax +49 (0)7151 6053-277(-288)  
www.luetze.de • info@luetze.de

10.06.2022 • Subject to technical modification

Part No. [723621](#) • Datasheet version: 01

page 1 of 5



SYSTEMATIC TECHNOLOGY

## Technical data sheet

### Power supply · Compact Ultra, 240 W

---

Power factor correction P.F.C. >0,90, enabled

---

#### Output

---

Output voltage/current	DC 48 V/5 A
Rated voltage $U_N$	DC 48 V
Rated current $I_N$	5 A
Overload limit in constant current mode	7 A
Max. output current	8.5 A, 5 s @ Hiccup Mode
Power Dissipation	<17 W
Setting range $U_{out\ min.}/U_{out\ max.}$	DC 45–55 V
Load regulation	≤1 %
Ripple and noise	≤400 mV pp
Hold up time	≥20 ms @ AC 240 V
Parallel / redundant mode	Yes/via external decoupling diode e.g. Part-No. 722999 NOTE: Be sure to set the current limiting mode jumper when connecting multiple devices in parallel.
Efficiency	>93.5 % @ AC 240 V
Overtemperature protection	Yes
Over voltage protection	≥DC 68 V
Short circuit	Adjustable: Hiccup, C.C. Mode

---

#### Status indication

---

Status indication DC ON LED green	≥43.2 V
Status indication DC LOW LED red	≤43.2 V

---

#### Monitoring

---

DC ON Control (Rdy)	N/O contact
Switching voltage	AC/DC 300 V / DC 150 V
Switching current	AC/DC 1 A
Switching capacity	300 VA / 30 W
Isolation voltage	AC 500 V

---

#### General

---

Insulation voltage input / output	DC 4.2 kV, 1 min.
Insulation voltage input / ground	DC 2.2 kV, 1 min.
Insulation voltage output / ground	DC 750 V, 1 min.
Derating	no derating
Cooling	Air convection, 100 mm distance top/bottom, 20 mm side
Housing material	Aluminum
Mounting	DIN rail mountable TS35 (EN 60715)
Installation position	Vertical
MTBF	MIL-HDBK-217F, >600000 h at 25 °C ambient full load
Degree of protection	IP20 (IEC 529 / EN 60529)

---

## Technical data sheet

### Power supply · Compact Ultra, 240 W

---

Protection class	I
Weight/unit	0.75 kg
Connection type	Screw terminal 0,20 mm <sup>2</sup> – 2,5 mm <sup>2</sup> / AWG 24–14
Strip length	6.0 - 7.5 mm / 0.24 - 0.30 in
Screwdriver	3,0 × 0,5 mm
Tightening torque	0.5 – 0.6 Nm / 4.42 – 5.30 lbf in
Dimensions (w × h × d)	40.0 mm × 115.0 mm × 133.0 mm
PU (units)	1

---

#### General ambient conditions

---

Operation temperature range	-40 °C ... +70 °C UL approved up to 70 °C
Storage temperature range	-40 °C ... +80 °C
Over voltage category	III (EN 50178)
Degree of pollution	2 (IEC 60664-1)
Relative air humidity	5 – 95 %, non-condensing

---

#### Interface

---

Life-cycle expectancy	221'288 h (25.2 years) at 25 °C ambient full load
-----------------------	---

---

#### Certifications/Standards

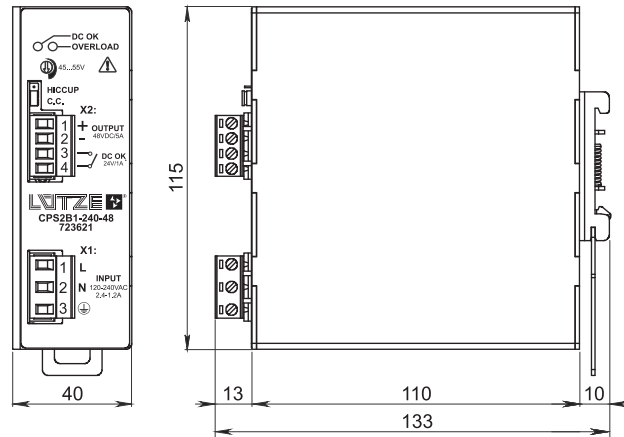
---

Certifications	CE UKCA cULus (E249179)
Standards	UL 508 IEC/EN 61010-1 IEC/EN 60950 IEC/EN 61010-2-201 EN 55011 (CISPR11) Class B (EMC Emission) EN 61000-3-2 Class A EN 55022 (CISPR22) Class B (EMC Emission) EN 61000-4-2 Level 3 EN 61000-4-3 Level 3 EN 61000-4-4 Level 4 EN 61000-4-5 Level 4 EN 61000-4-11 Level 2 IEC 60068-2-6 (Vibration sinusoidal), 5-17.8 Hz: ±1.6 mm, 17.8-500 Hz: 2 g 2 hours / axis (X,Y,Z) IEC 60068-2-27 (Shock), 30 g 6 ms, 20 g 11 ms, 3 bumps / direction, 18 bumps total

# Technical data sheet

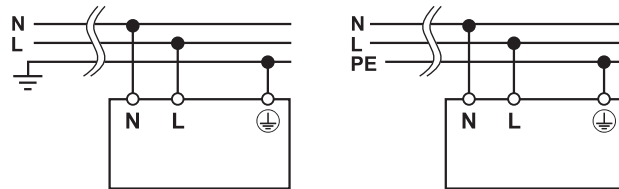
## Power supply · Compact Ultra, 240 W

### Dimensions

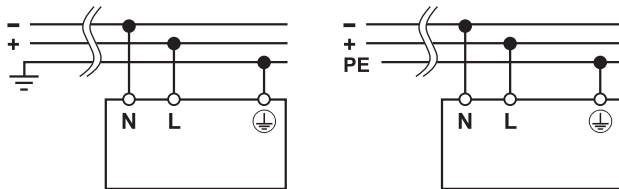


### PIN assignment

#### AC



#### DC



Short circuit characteristics

C.C.

