

Technical data sheet

Power supply · Compact Ultra, 120 W

Primary switchmode power supply, PFC

Input: AC 90–264 V, DC 110–345 V

Output: DC 24 V, 5 A



Identification

Type CPS2B1-120-24
Part No. [723501](#)

Product version

Datasheet version 01

Use/Application/Properties

Properties

- High efficiency and extremely compact dimensions
- Only 35 mm wide aluminium housing
- Active PFC (Power factor correction)
- Overload 150 %
- Constant current or hiccup mode, user definable
- Wide output voltage range
- Easy to connect in parallel to increase performance
- Up to 60 °C operating temperature without derating

Input

Number of phases 1
Rated voltage U_N AC 120/240 V (UL certified)
Operation voltage range AC 90–264 V / DC 110–345 V
Frequency range 47 Hz – 63 Hz
Rated current I_N 1.4 A @ AC 120 V / 0.7 A @ AC 240 V
Inrush peak current ≤ 32 A / 0.49 A²s
Internal fuse T3, 15 A (non-replaceable)
External protection Mini-circuit breaker: C 4 A / Fusible link: T 4 A
Power factor correction P.F.C. >0,90, enabled

United Kingdom: LÜTZE Ltd.

Unit 3, Sandy Hill Park
Sandy Way, Amington • GB-Tamworth, Staffs B77 4DU
Tel. +44 (0)1827 31333-0 • Fax +44 (0)1827 31333-2
www.lutze.com • sales.gb@lutze.co.uk

Germany: Friedrich Lütze GmbH

Postfach 12 24 (PLZ 71366) • Bruckwiesenstraße 17-19 • D-71384 Weinstadt
Tel. +49 (0)7151 6053-0 • Fax +49 (0)7151 6053-277(-288)
www.luetze.de • info@luetze.de

22.09.2023 • Subject to technical modification

Part No. [723501](#) • Datasheet version: 01

page 1 of 5



SYSTEMATIC TECHNOLOGY

Technical data sheet

Power supply · Compact Ultra, 120 W

Output

Output voltage/current	DC 24 V/5 A
Rated voltage U_N	DC 24 V
Rated current I_N	5 A
Overload limit in constant current mode	7.5 A
Max. output current	7.5 A, 5 s @ Hiccup Mode
Power Dissipation	<13.5 W
Setting range $U_{out\ min.}/U_{out\ max.}$	DC 11.5–29 V
Load regulation	$\leq 1\ %$
Ripple and noise	$\leq 60\ mV\ pp$
Hold up time	$\geq 20\ ms\ @\ AC\ 120\ V / \geq 30\ ms\ @\ AC\ 240\ V$
Parallel / redundant mode	Yes/via external decoupling diode e.g. Part-No. 722999 NOTE: Be sure to set the current limiting mode jumper when connecting multiple devices in parallel.
Efficiency	>90 % @ AC 240 V
Overtemperature protection	Yes
Over voltage protection	$\geq DC\ 33\ V\ (U_A=24\ V)$
Short circuit	Hiccup Mode / Current limit

Status indication

Status indication DC ON LED green	$\geq 21.6\ V$
Status indication DC LOW LED red	$\leq 21.6\ V$

Monitoring

DC ON Control (Rdy)	N/O contact
Switching voltage	AC/DC 300 V / DC 150 V
Switching current	AC/DC 1 A
Switching capacity	300 VA / 30 W
Isolation voltage	AC 500 V

General

Insulation voltage input / output	DC 4.2 kV, 1 min.
Insulation voltage input / ground	DC 2.2 kV, 1 min.
Insulation voltage output / ground	DC 750 V, 1 min.
Derating	>60 °C: -1.2 W/°C
Cooling	Air convection, 50 mm distance top/bottom, 20 mm side
Housing material	Aluminum
Mounting	DIN rail mountable TS35 (EN 60715)
Installation position	Vertical
MTBF	MIL-HDBK-217F, >500000 h at 25 °C ambient full load
Degree of protection	IP20 (IEC 529 / EN 60529)
Protection class	I
Weight/unit	0.45 kg

Technical data sheet

Power supply · Compact Ultra, 120 W

Connection type	Screw terminal 0,20 mm ² – 2,5 mm ² / AWG 24–14
Strip length	6.0 - 7.5 mm / 0.24 - 0.30 in
Screwdriver	3,0 × 0,5 mm
Tightening torque	0.5 – 0.6 Nm / 4.42 – 5.30 lbf in
Dimensions (w × h × d)	35.0 mm × 103.0 mm × 126.0 mm
PU (units)	1

General ambient conditions

Operation temperature range	-35 °C ... +70 °C UL approved up to 60 °C
Storage temperature range	-40 °C ... +80 °C
Over voltage category	III (EN 50178)
Degree of pollution	2 (IEC 60664-1)
Relative air humidity	5 – 95 % RH, non-condensing

Interface

Life-cycle expectancy	74'640 h (8.5 years) at 25 °C ambient full load
-----------------------	---

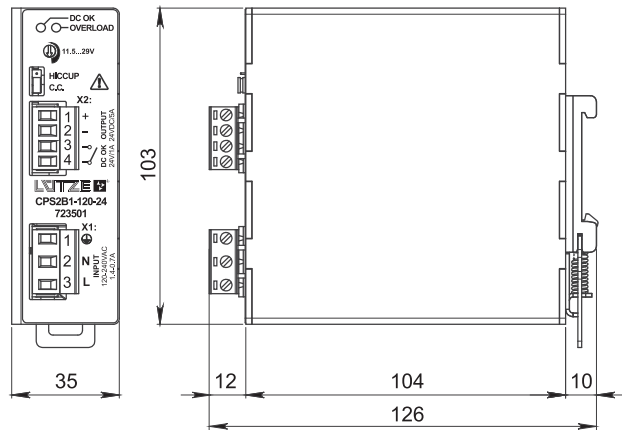
Certifications/Standards

Certifications	CE UKCA cULus (E249179)
Standards	UL 508 IEC/EN 61010-1 IEC/EN 61010-2-201 IEC/EN 60950 EN 55011 (CISPR11) Class B (EMC Emission) EN 61000-3-2 Class A EN 61000-4-2 Level 3 EN 61000-4-3 Level 3 EN 61000-4-4 Level 4 EN 61000-4-5 Level 4 EN 61000-4-11 Level 2 IEC 60068-2-6 (Vibration sinusoidal), 5-17.8 Hz: ±1.6 mm, 17.8-500 Hz: 2 g 2 hours / axis (X,Y,Z) IEC 60068-2-27 (Shock), 30 g 6 ms, 20 g 11 ms, 3 bumps / direction, 18 bumps total

Technical data sheet

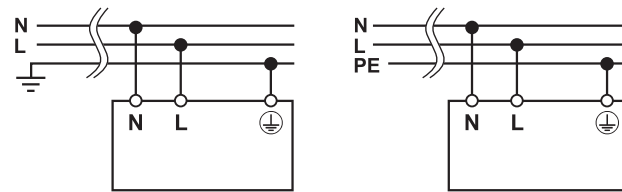
Power supply · Compact Ultra, 120 W

Dimensions

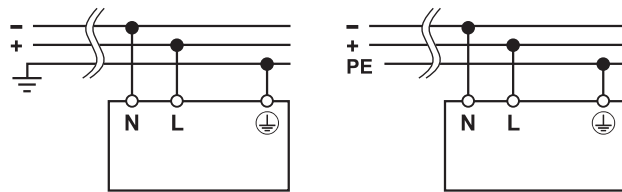


PIN assignment

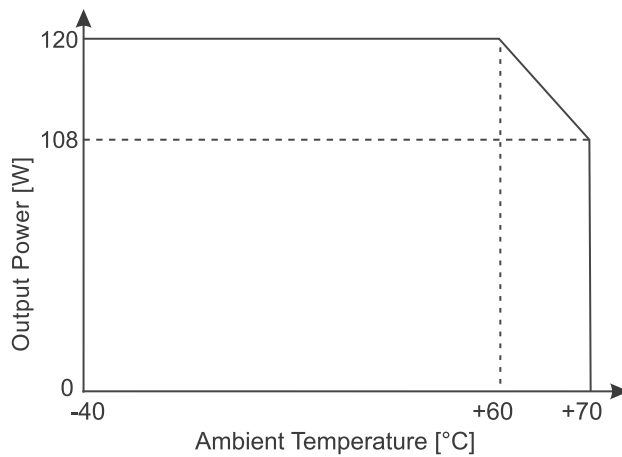
AC



DC

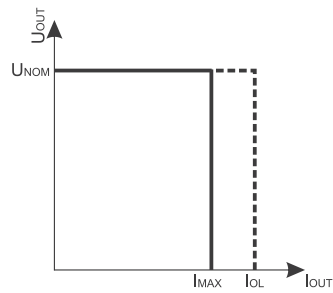


Derating



Short circuit characteristics

C.C.



Hiccup

