

Technical data sheet

Load monitoring · LOCC-Box Accessories

LOCC-Box supply set
consisting of supply terminal and end block
maximum total current 40 A (UL: 35 A)



Identification

Type LOCC-Box-ES 7-6425
Part No. [716425](#)

Product version

Hardware revision 2.0
Datasheet version 02

Input

Rated voltage U_N DC 12/24/48 V
Rated current I_N max. DC 40 A
Reverse voltage protection No
Connection type input Push-In
0.5 mm² – 10 mm²
UL Values/stranded
AWG 14 – AWG 8
Conductor connection cross section single-wire: max. 10 mm²
finely stranded: max 10 mm²
finely stranded with AEH: max 6 mm²
Strip length 13 mm

Output

Rated voltage U_N DC 12/24/48 V
Output current max. DC 40 A
Connection type output screwless contact slide
Copper bus bar 3 × 10mm

United Kingdom: LÜTZE Ltd.

Unit 3, Sandy Hill Park
Sandy Way, Amington • GB-Tamworth, Staffs B77 4DU
Tel. +44 (0)1827 31333-0 • Fax +44 (0)1827 31333-2
www.lutze.com • sales.gb@lutze.co.uk

Germany: Friedrich Lütze GmbH

Postfach 12 24 (PLZ 71366) • Bruckwiesenstraße 17-19 • D-71384 Weinstadt
Tel. +49 (0)7151 6053-0 • Fax +49 (0)7151 6053-277(-288)
www.luetze.de • info@luetze.de

26.09.2023 • Subject to technical modification

Part No. [716425](#) • Datasheet version: 02

page 1 of 5



SYSTEMATIC TECHNOLOGY

Technical data sheet

Load monitoring · LOCC-Box Accessories

General

Accessories	Supply set 10 mm ²
Connection type	Push-In single wire/fine wire 0.50 mm ² – 10.0 mm ² AWG 22 – AWG 7 fine stranded wire with ferrule finely stranded, ferrule with plastic collar 0.5 mm ² – 6 mm ² AWG 22 – AWG 9 UL Values AWG 14 – AWG 8
Strip length	13 mm
Housing material	PA 6.6 (UL 94 V-0, NFF I2, F2)
Mounting	DIN rail mountable TS35
Degree of protection	IP20 (only as complete system with power terminal and end block)
Installation position	Any
Dimensions (w × h × d)	10.0 mm × 110.0 mm × 62.0 mm
Weight/unit	0.07 kg
PU (units)	1

General ambient conditions

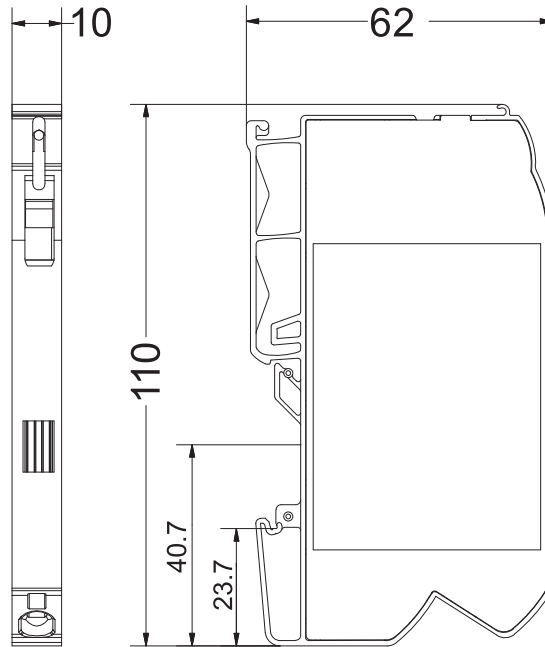
Operation temperature range	-25 °C ... +50 °C
Storage temperature range	-40 °C ... +85 °C
Relative air humidity	10 % – 95 %, without condensation
Vibration resistance	4 g acc. to EN 60068-2-6
Shock resistance	15 g acc. EN 60068-2-27

Certifications/Standards

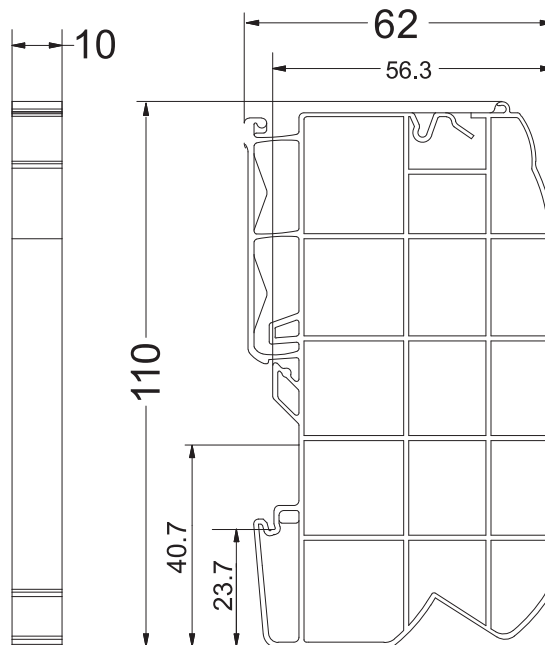
Certifications	cULus (E135145)
Standards	UL 60947-5-1 DNVGL-CG-0339 Temperature Class D – not certified Humidity Class B – not certified Vibration Class B – not certified Enclosure Class A – not certified

Dimensions

716435



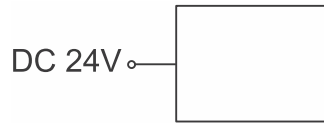
716436



Technical data sheet

Load monitoring · LOCC-Box Accessories

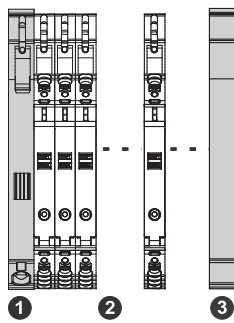
PIN assignment



Use

DE Standard Anwendung
EN Standard Application
FR Application standard

$L = 18 \text{ mm} + 8,1 \text{ mm} \times n$ **6**
 $L = 18 \text{ mm} + 8,1 \text{ mm} \times n$ **5**

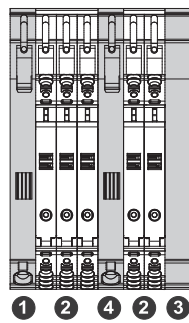


*n= LOCC-Box Module/Modules
 /Modules

DE

- 1 Einspeiseklemme aus Set 716425/ 716447
- 2 Überwachungsbaustein – LOCC-Box
- 3 Endblock aus Set 716425/ 716447
- 4 Einspeiseklemme mit Ausbruch (716421)
- 5 Kupferschiene (716426/ 716426.xxx.x)
- 6 Abdeckung Kupferschiene (716427)

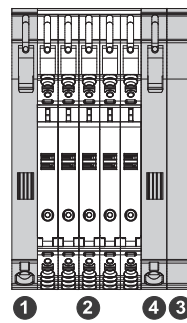
DE Anwendung mit Einspeiseklemme und Einspeisekl. mit Ausbruch mittig
EN Standard application with supply terminal and supply terminal cutout center
FR Application standard avec borne d'alimentation et borne d'alimentation avec encoche au milieu



EN

- 1 Supply terminal from set 716425/ 716447
- 2 Monitoring Module – LOCC-Box
- 3 End terminal from set 716425/716447
- 4 Supply Terminal with outage (716421)
- 5 Copper rail (716426/ 716426.xxx.x)
- 6 Cover copper rail (716427)

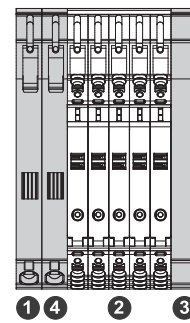
DE Anwendung mit Einspeiseklemme und Einspeisekl. mit Ausbruch rechts
EN Standard application with supply terminal and supply terminal cutout right
FR Application standard avec borne d'alimentation et borne d'alimentation avec encoche à droite



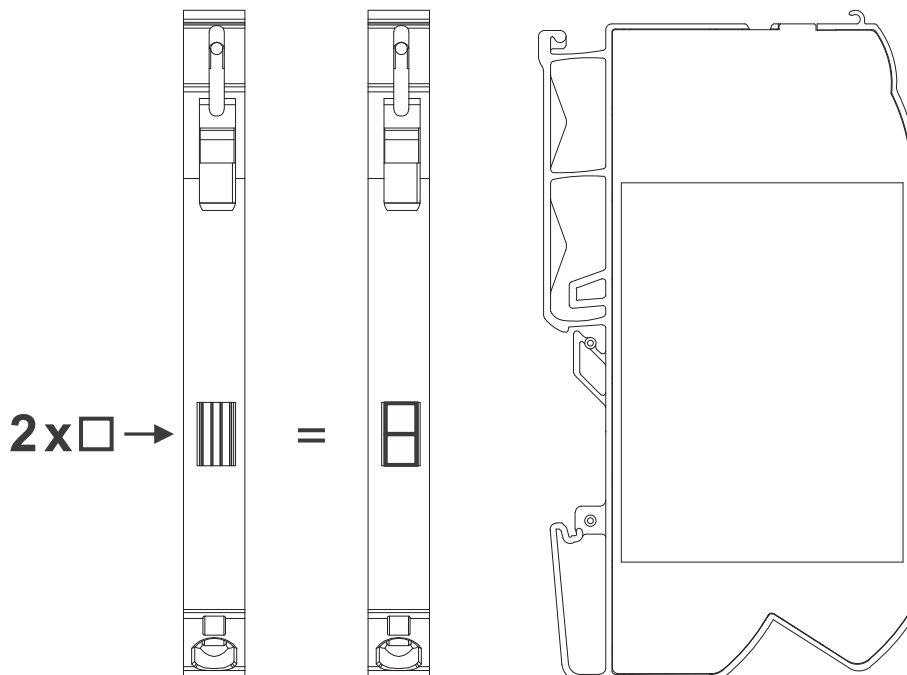
FR

- 1 La borne de raccordement au réseau se trouve dans le kit 716425/ 716447
- 2 Convertisseur de mesure – LOCC-Box
- 3 Borne d'extrémité est inclus dans le kit 716425/ 716447
- 4 Borne d'alimentation avec encoche (716421)
- 5 Barre de cuivre (716426/ 716426.xxx.x)
- 6 Recouvrement pour rail cuivre (716427)

DE Anwendung mit Einspeiseklemme und Einspeisekl. mit Ausbruch links
EN Standard application with supply terminal and supply terminal cutout left
FR Application standard avec borne d'alimentation et borne d'alimentation avec encoche à gauche



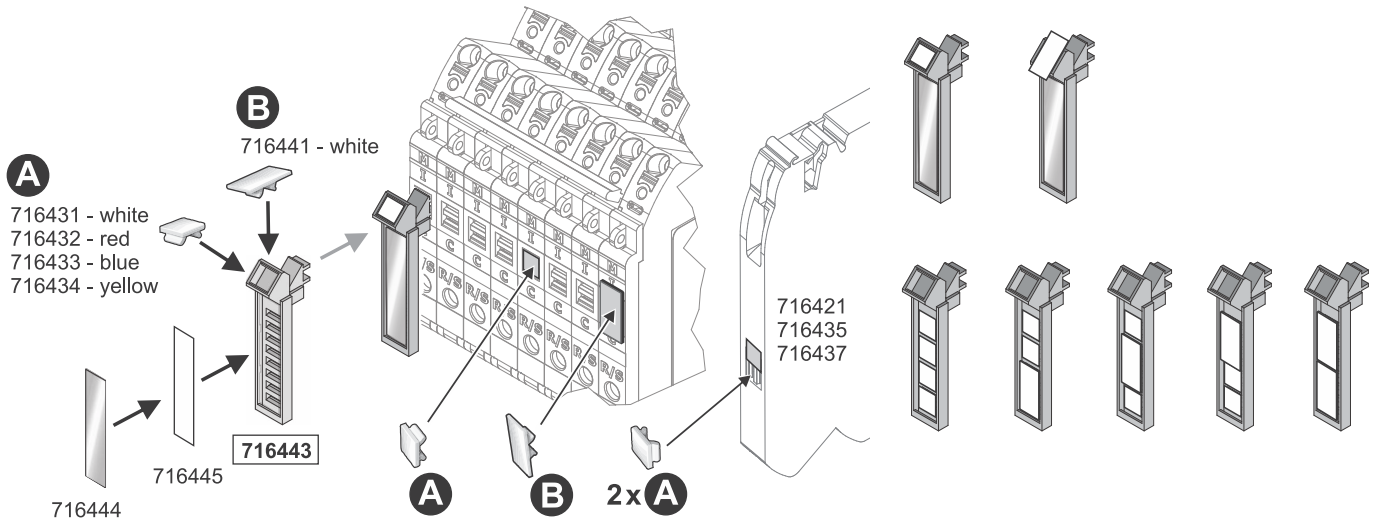
Use



Technical data sheet

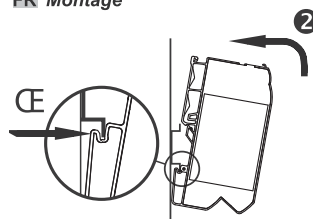
Load monitoring · LOCC-Box Accessories

Use



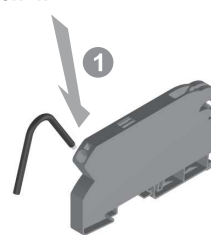
Mounting diagram

DE Montage
EN Mounting
FR Montage

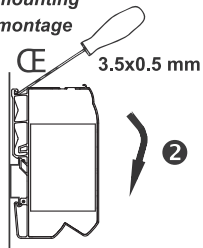


⚠ HINWEIS / NOTICE / AVIS

Push-In



DE Demontage
EN Demounting
FR Démontage



⚠ HINWEIS / NOTICE / AVIS

Push-In

