

## Technical data sheet

Actuator sensor interface · M12 - connector

---

**Field wireable connector, M12 straight, shielded**  
**Male D-coded (Ethernet, Profinet)**  
**Spring terminal: Push-in connection technology**



---

### Identification

Type STGK4-M12 (C)-D FK  
Part No. [490212](#)

---

### Product version

Datasheet version 00

---

### General

Design	M 12 male straight
Test voltage	1500 V
Degree of pollution	3
Insulation resistance	>100 M $\Omega$
Contact resistance	<5 m $\Omega$
Flamability according to UL 94	V0
Degree of protection	IP65, IP67 inserted and tightened
Housing material	Zinc die-casting, nickel-plated
Color of the housing	silver
Contact material	CuSn, gold-plated
Material knurled nut	Zinc die-casting, nickel-plated
Material sealing ring	NBR
Cable diameter	4 mm – 8 mm
Storage temperature range	-40 °C ... +85 °C
Temperature range connector	-40 °C ... +85 °C
Mechanical service life	>100 insertion cycles

---

#### United Kingdom: LÜTZE Ltd.

Unit 3, Sandy Hill Park  
Sandy Way, Amington • GB-Tamworth, Staffs B77 4DU  
Tel. +44 (0)1827 31333-0 • Fax +44 (0)1827 31333-2  
[www.lutze.com](http://www.lutze.com) • [sales.gb@lutze.co.uk](mailto:sales.gb@lutze.co.uk)

#### Germany: Friedrich Lütze GmbH

Postfach 12 24 (PLZ 71366) • Bruckwiesenstraße 17-19 • D-71384 Weinstadt  
Tel. +49 (0)7151 6053-0 • Fax +49 (0)7151 6053-277(-288)  
[www.luetze.de](http://www.luetze.de) • [info@luetze.de](mailto:info@luetze.de)

21.04.2022 • Subject to technical modification

Part No. [490212](#) • Datasheet version: 00

page 1 of 3



SYSTEMATIC TECHNOLOGY

## Technical data sheet

### Actuator sensor interface · M12 - connector

---

Cross-section, metric	without ferrule: 0.14–0.75 mm <sup>2</sup> with ferrule: 0.08–0.5 mm <sup>2</sup>
Cross-section AWG	without ferrule: AWG26–AWG18 with ferrule: AWG28–AWG20
Connection type	Spring terminal Push-In
Tightening torque	M12-knurled nut: 0.4 Nm sleeve housing: 0.8 Nm pressure nut: 3 Nm
Weight/unit	0.037 kg
PU (units)	1

---

### Technical data

---

Rated voltage U <sub>N</sub>	AC/DC 24 V
Operating voltage max.	60 V
Rated current	4 A
Pole number	4
Coding	D

---

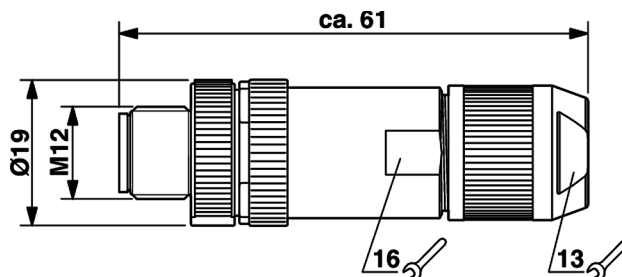
### Certifications/Standards

---

Certifications	cULus Listed (E224249)
Standards	IEC 61076-2-101 EN 50155 (2001) vibration and shock

---

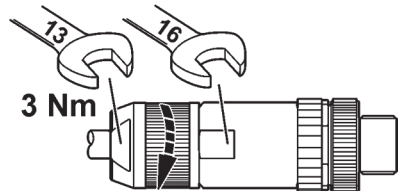
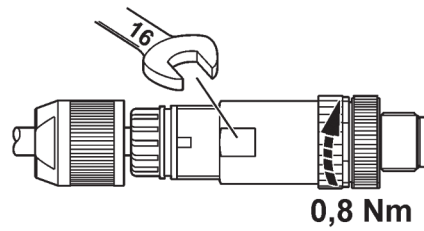
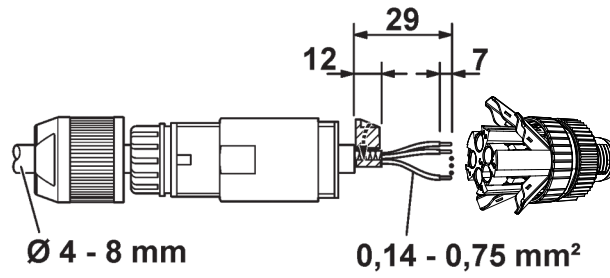
### Dimensions



# Technical data sheet

Actuator sensor interface · M12 - connector

## Mounting diagram



## Pin layout

