

Technical data sheet

Actuator sensor interface · M12 / valve suppressor

Male M12 straight to valve connector form A
With protection device and LED status indication
C-track compatible, halogen free



Identification

Type STG3-M12/LZ-A 1,5M PUR
Part No. [435015](#)

Product version

Datasheet version 00

Use/Application/Properties

Properties

- Silicone free
- Free from paint wetting disruptive substances (LABS-free)
- Hydrolysis-resistant, microbe-resistant, and rot-resistant
- Resistance to acids, alkalines and watery solutions

General

Design	M 12×1 A (18 mm)
Form male 1	M 12 male straight
Form male 2	Valve connector form A
Rated insulation voltage	32 V
Degree of pollution	3
Contact resistance	<5 mΩ
Flamability according to UL 94	HB
Degree of protection	IP65/67
Housing material	TPU
Color of the housing	black / transparent
Contact material	CuSn, gold-plated

United Kingdom: LÜTZE Ltd.

Unit 3, Sandy Hill Park
Sandy Way, Amington · GB-Tamworth, Staffs B77 4DU
Tel. +44 (0)1827 31333-0 · Fax +44 (0)1827 31333-2
www.lutze.com · sales.gb@lutze.co.uk

Germany: Friedrich Lütze GmbH

Postfach 12 24 (PLZ 71366) · Bruckwiesenstraße 17-19 · D-71384 Weinstadt
Tel. +49 (0)7151 6053-0 · Fax +49 (0)7151 6053-277(-288)
www.luetze.de · info@luetze.de

03.05.2022 · Subject to technical modification

Part No. [435015](#) · Datasheet version: 00

page 1 of 4



SYSTEMATIC TECHNOLOGY

Technical data sheet

Actuator sensor interface · M12 / valve suppressor

Thread material	Zinc die-casting, nickel-plated
Mounting	Breakaway torque 0.4 Nm
Number of conductors/cross-section	3 × 0.5 mm ²
Number of conductors	3
Jacket material	PUR
Jacket color	black
Conductor insulation	PP
Cable diameter	4.5 mm
Minimum bending radius moving	10×D
Storage temperature range	-30 °C ... +90 °C
Temperature range connector	-20 °C ... +85 °C
Temperature range fixed	-40 °C ... +80 °C
Temperature range moving	-20 °C ... +80 °C
C-track chain properties	Type B
Conduction properties (TYPE A+B+C)	PUR halogen free for extreme demands Very good chemical stability Very resistant to oils and lubricants Very high abrasion resistance Halogen free Silicone free, free of paint wetting impairment substances Resistant to microbes and hydrolysis Good UV stability
Weight/unit	0.079 kg
PU (units)	1

Technical data

Rated voltage U_N	AC/DC 24 V
Rated voltage min.	10 V
Operating voltage max.	28 V
Rated current	4 A
Rated frequency f_N	50 Hz / 60 Hz
Protection device	Z-diode + LED
Pole number	3
Cable length	1.5 m
Status indication	LED yellow
Current Consumption	10 mA
Cut-off peak	≤52 V
Holding Capacity	100 VA
Coding	A

Certifications/Standards

UV-resistant according to	DIN EN ISO 4892-2-A
Certifications	cULus Listed (E224249)
Standards	EN 175301-803

Technical data sheet

Actuator sensor interface · M12 / valve suppressor

Equipment/Spare parts

Accessories

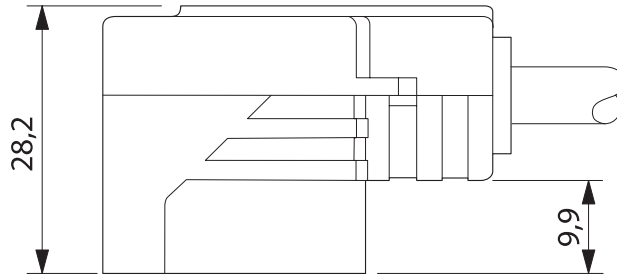
Torque setting tool M 12: Part-No. 490091 | DM-SET M12 | PU: 1 unit

Notes and Comments

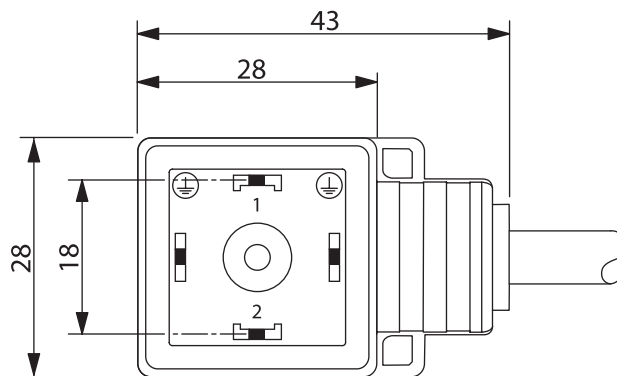
Comments

Silicone free, Free from paint wetting impairment substances, resistant to microbes and hydrolysis Very good resistance to acids, alkalines and solvents. The material resistance is based on the application for use with aggressive media.

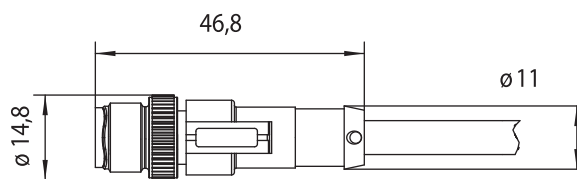
Dimensions



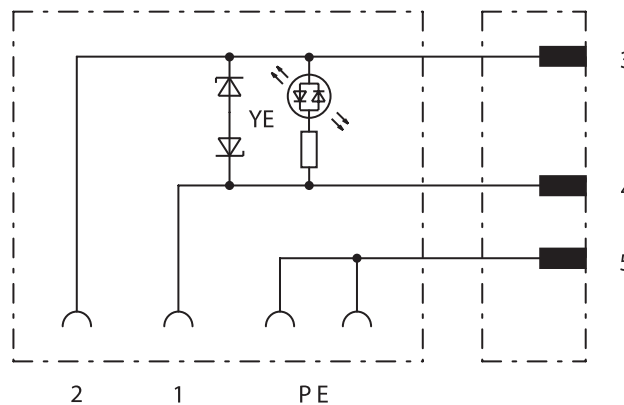
Dimensions



Dimensions



PIN assignment



Technical data sheet

Actuator sensor interface · M12 / valve suppressor

Pin layout

