

Neon Indicators

Colours and voltages



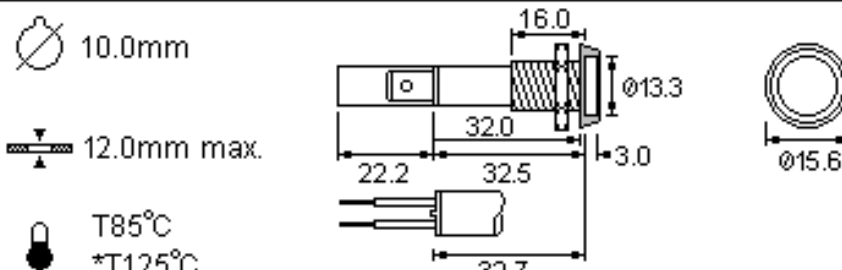



| | |
|----------------------|---|
| Neon | Red, Amber, Green, Clear. 100/130V (marked 110V), 200/250V (marked 230V) |
| LED | Red, Yellow, Green 2.0/2.2V. Resistors for other voltages available. |
| Filament lamp | Red, Amber, Green, Clear and Blue. 6V, 12/14V, 24/28V. |

To create a catalogue no.:
Refer to the 2 columns below
(terminal & type).

Then state:
Lens colour, voltage and
whether neon, LED or filament
lamp.



UL file E63363 CSA file LR29381

| TERMINALS | TYPE | DIMENSIONS |
|---|--|---|
| L  | (C)0275 00 with chrome bezel  |  |
| K  2.8 | | |
| H  4.8 | | |
| C  6.3 | | |

Technical Information - Indicators

The majority of Arcoelectric indicator lights can be supplied with alternative light sources:
Neon, Incandescent lamp or LED.

NEON and FLUORESCENT LAMPS

Colours

Red, Amber, Clear Neon and Green Fluorescent.

Maximum striking voltages

Standard brightness types 65Vac 90Vdc,
High brightness types 85Vac 135Vdc.
High brightness types are usually fitted.

Life

Typically 25,000 (Green fluorescent lamps 20,000 hours). (Measured to a point when light output is half that of its original level.)
The end of life for a neon lamp is not usually a sudden failure.

FILAMENT LAMPS

Colours

Red, Amber, Green, Clear and Blue.

LEDS

Colours

Red, Yellow, and Green.

Voltage

Basic voltage 2.0/2.2V. Some items are available with integral resistors for 12V use. For details of resistors required for higher voltages please contact our Sales department.

Current

Maximum continuous forward current 35mA.

False signals due to long wiring

It is possible for a neon or fluorescent indicator to glow when it should be off.
These false signals are caused by the capacitance effect when fairly long wiring leading to the indicator is adjacent to other live cables.
This effect can be prevented in most cases by fitting a 100K resistor across the supply wires to the indicator assembly.

Life

> 100,000 hrs

Polarity

LED flat side is - negative, round side + positive.

TEMPERATURE RATING

| Authority | Terminals | Wire Leads | |
|--------------|-----------|------------|--------|
| | | | |
| All European | T125°C | T105°C | T125°C |
| UL | T65/75°C | T65/75°C | |

SYMBOLS

Terminals
C6.3, H4.8, K2.8

Wire Leads
200mm long standard

Solid Wires
LED only

Panel Hole Size

Panel thickness

Temperature rating