


## Type RST Time Lag Radial Lead Micro Fuse Series

RoHS 6 Compliant

RSTD0808



### Electrical Characteristics (IEC 127-3 STANDARD SHEET 4)

Rated Current	1.5 In		2.1 In		2.75 In		4 In		10 In	
	MIN	MAX	MIN	MAX	MIN	MAX	MIN	MAX	MIN	MAX
80mA to 6.3A inclusive	1 hr.	2 min.	400 ms	10 sec	150 ms	3 sec	20 ms	150 ms		

### Approvals



Safety Agency Approvals	Amp range / Volt @ I.R.ability
Certificate No. 811114 License No. 40006162 License No. 40011144	80mA to 5A / 250V AC @ 35A or 10 In whichever is greater
Recognized File No. E20624 Approved File No. JET1037-31007-1001	80mA to 1.25A / 250V AC @ 35A 800mA / 250V AC @ 35A 1.6A to 4A / 250V AC @ 100A
Recognized File No. E20624 Approved File No. JET1037-31007-1001	80mA to 6.3A / 277V AC @ 100A
License No. 2004010207111444	1A to 5A / 250V AC @ 100A
License No. 2004010207111444	80mA to 5A / 250V AC @ 35A or 10 In whichever is greater

### RoHS 6 Compliant Product

RoHS Wave Soldering Compatible : (260°C, 10 sec max)

### Environmental Specification

#### Shock Resistance

MIL-STD-202G, Method 213B, Condition I  
(100 G's peak for 6 milliseconds; Sawtooth Waveform)

#### Vibration Resistance

10-55 Hz x 3 axis/ no load (MIL-STD-202G, Method 201A)

#### Salt Spray Resistance

MIL-STD-202G, Method 101E, Condition B (48Hrs)

#### Solderability

MIL-STD-202G, Method 208H

#### Soldering Heat Resistance

MIL-STD-202G Method 210F, Test Condition C. Top Side  
(260°C, 20 sec)

#### Moisture Resistance

MIL-STD-202G, Method 106G

#### Operating Temperature

-55°C to +125°C

### Physical Specification

#### Materials

Base and Cover:  
Black thermoplastic, UL 94-V0

Pins:  
100% Matte Tin Plated Copper Alloy

Catalog Number	Ampere Rating	Typical Cold Resistance (ohm)	Volt-drop @100% In (Vol) max.	Melting I <sup>2</sup> T < 10 mSec (A <sup>2</sup> Sec)	Melting I <sup>2</sup> T @ 10 In (A <sup>2</sup> Sec)	Maximum Power Dissipation (W)
RST 80	80mA	3.30	0.40	0.01	0.01	0.10
RST 100	100mA	2.20	0.35	0.02	0.02	0.11
RST 125	125mA	1.50	0.30	0.04	0.04	0.13
RST 160	160mA	1.00	0.26	0.07	0.06	0.15
RST 200	200mA	0.70	0.23	0.12	0.11	0.17
RST 250	250mA	0.50	0.22	0.38	0.41	0.19
RST 315	315mA	0.38	0.19	0.60	0.66	0.22
RST 400	400mA	0.28	0.16	0.90	1.00	0.25
RST 500	500mA	0.211	0.15	1.50	1.70	0.29
RST 630	630mA	0.156	0.13	2.40	2.60	0.33
RST 800	800mA	0.115	0.12	3.70	4.20	0.38
RST 1	1A	0.085	0.11	5.90	6.70	0.44
RST 1.25	1.25A	0.063	0.10	9.30	10.70	0.51
RST 1.6	1.6A	0.047	0.10	15	17	0.58
RST 2	2A	0.035	0.090	23	27	0.67
RST 2.5	2.5A	0.026	0.087	37	43	0.77
RST 3.15	3.15A	0.019	0.083	58	69	0.88
RST 4	4A	0.014	0.080	92	110	1.02
RST 5	5A	0.010	0.077	145	175	1.17
RST 6.3	6.3A	0.008	0.073	230	281	1.34

Consult manufacturer for other ratings

### Marking

On fuse:

“bel”, “T”, “Current Rating”, “250V” and “Appropriate Safety Logos”

On label:

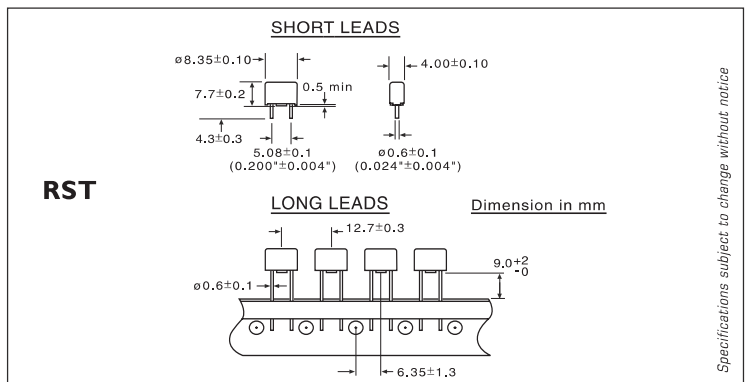
“bel”, “RST”, “Current Rating”, “Voltage Rating”, “Interrupting Rating”, “Appropriate Safety Logos” and “”, “” (China RoHS compliant)

### Packaging

1. In bulk: 1,000 pcs per box.

2. On Tape: Ammo pack, 1,000 pcs per box per EIA-468-A and IEC-286-2

### Mechanical Dimensions



Specifications subject to change without notice

ORDERING INFORMATION SEE LAST 2 PAGES

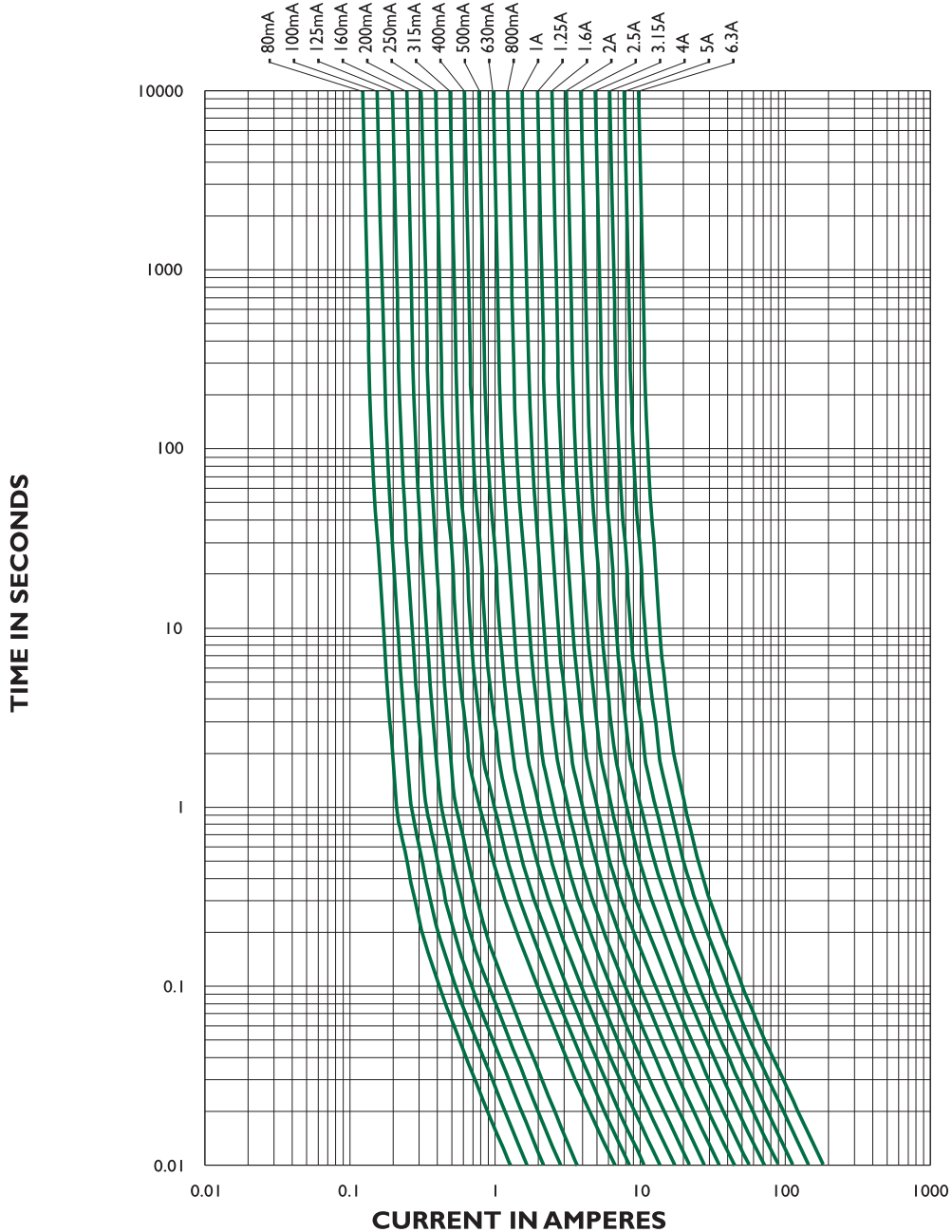
**Type RST**  
**Time Lag Radial Lead Micro Fuse Series**

RoHS 6 Compliant



RSTC0808

**RST - TIME CURRENT CHARACTERISTIC CURVE**



Specifications subject to change without notice

NOTE - see important information under "User Guide" on P.08

**Corporate Office**

**Bel Fuse Inc.**  
 206 Van Vorst Street, Jersey City, NJ 07302  
 Tel: 201-432-0463  
 Fax: 201-432-9542  
 E-Mail: belfuse@belfuse.com  
 Website: www.belfuse.com

**Far East Office**

**Bel Fuse Ltd.**  
 8F/8 Luk Hop Street,  
 San Po Kong  
 Kowloon, Hong Kong  
 Tel: 852-2328-5515  
 Fax: 852-2352-3706

**European Office**

**Bel Fuse Europe Ltd.**  
 Preston Technology Management Centre  
 Marsh Lane, Preston PR1 8UG  
 Lancashire, U.K  
 Tel: 44-1772-556601  
 Fax: 44-1772-888366