YIC Ceramic Resonator (ZTT/ZTTCC/ZTTCR/ZTTCE/ZTTCS/ZTTCV/ZTTCW Series)

ZTT Series of Ceramic Resonator 1.80 - 50.00MHz

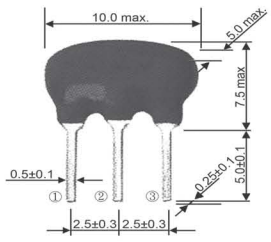

ZTTx.xxMG Series



ZTTxx.xxMT Series

TEST CIRCUIT FOR MOS IC

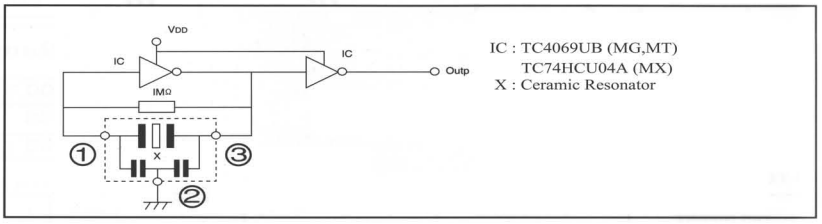

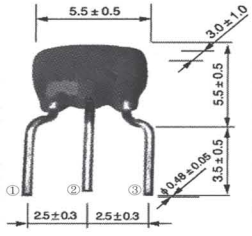

ZTTRSxx.xxMG,MX Series

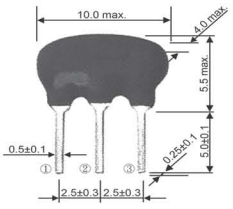

ZTTWSx.xxMG Series

TECHNICAL CHARACTERISTICS

Part Number	Ferquency Range (MHz)	Ferquency Accuracy (25℃)	Stability Temperature (-20 ~ +80℃) max.(%)	Operating Temperature (℃)	Aging For Ten Year (%)
ZTT□□□MG	1.80 - 6.00	±0.5	±0.3	- 25 ~ +85	±0.3
ZTT□□□MT	6.00 - 13.00	±0.5	±0.3	- 25 ~ +85	±0.3
ZTT□□□MX	13.01 - 50.00	±0.5	±0.3	- 25 ~ +85	±0.3
ZTTRS□□□MG	3.00 - 12.50	±0.5	±0.3	- 25 ~ +85	±0.3
ZTTRS□□□MX	16.00 - 50.00	±0.5	±0.3	- 25 ~ +85	±0.3
ZTTWS□□□MG	1.80 - 6.00	±0.5	±0.3	- 25 ~ +85	±0.3

ZTT - SMD Series of Ceramic Resonator 1.80 - 50.00MHz

DIMENSIONS

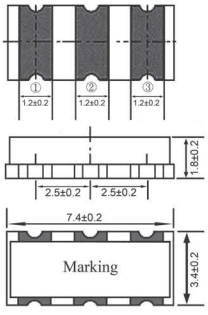

ZTTCCx.xxMG Series

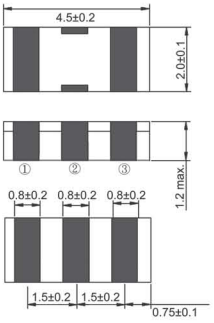

ZTTCRx.xxMG Series

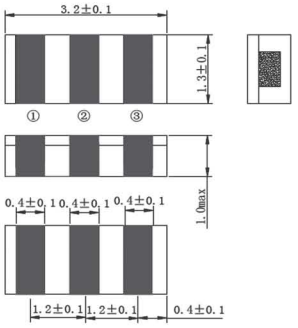

ZTTCEx.xxMG Series

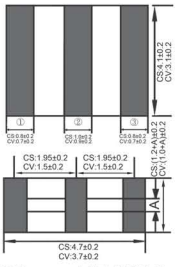

ZTTCSxx.xxMT,MX Series
ZTTCVxx.xxMT,MX Series

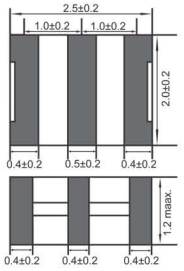

ZTTCWxx.xxMX Series

① Input
② Ground
③ Output

Note: A stands for thickness of the ceramic element,which varies with the ferquency.The range of the thickness is 0.1 to 0.7 mm.

RECOMMENDED LAND PATTERN

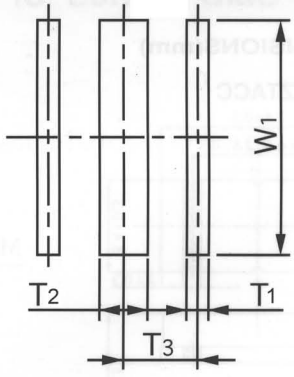

Size Code / Part Number	Dimensions (mm)			
	T1	T2	T3	W1
ZTTCC□□□MG	1.5±0.3	1.7±0.3	2.5±0.3	4.0±0.3
ZTTCR□□□MG	0.8±0.2	0.8±0.2	1.5±0.2	2.6±0.2
ZTTCE□□□MG	0.4±0.2	0.4±0.2	1.2±0.2	2.0±0.2
ZTTCS□□□MT/MX	0.8±0.2	1.3±0.2	1.95±0.2	5.1±0.2
ZTTCV□□□MT/MX	0.7±0.2	1.0±0.2	1.5±0.2	4.1±0.2
ZTTCW□□□MX	0.5±0.2	0.5±0.2	1.0±0.2	2.6±0.2

TECHNICAL CHARACTERISTICS

Part Number	Ferquency Range (MHz)	Ferquency Accuracy (25℃)	Stability Temperature (-20 ~ +80℃) max.(%)	Operating Temperature (℃)	Aging For Ten Year (%)
ZTTCC□□□MG	2.00 - 8.00	±0.5	±0.3	- 25 ~ +85	±0.3
ZTTCR□□□MG	4.00 - 8.00	±0.5	±0.3	- 25 ~ +85	±0.3
ZTTCE□□□MG	8.00 - 12.00	±0.5	±0.3	- 25 ~ +85	±0.3
ZTTCS□□□MT	6.00 - 13.00	±0.5	±0.3	- 25 ~ +85	±0.3
ZTTCV□□□MT	6.00 - 13.00	±0.5	±0.3	- 25 ~ +85	±0.3
ZTTCS□□□MX	13.01 - 50.00	±0.5	±0.3	- 25 ~ +85	±0.3
ZTTCV□□□MX	16.00 - 50.00	±0.5	±0.3	- 25 ~ +85	±0.3
ZTTCW□□□MX	20.00 - 50.00	±0.5	±0.3	- 25 ~ +85	±0.3